




"BLOCK OF THE MONTH"


MAI



BOM 5
Log Cabin Block and Heart

Technique
Log Cabin and Sewing by Numbers
on Tear Easy

Pattern
Hearts in 3 different sizes



Log Cabin

Finished block size: 12 x 12 inch

Block size with seam margin: 12 ½ x 12 ½ inch

Heart for row 2

Finished block size: 6 x 6 inch

Block size with seam margin: 6 ½ x 6 ½ inch

Heart for row 3

Finished block size: 8 x 8 inch

Block size with seam margin: 8 ½ x 8 ½ inch

Heart for row 5

Finished block size: 4 x 4 inch

Block size with seam margin: 4 ½ x 4 ½ inch

Materials used

Log Cabin

Beige 8

Red 3, 4 and 5

Green 9, 10 and 12

Heart in row 2

Beige 8

Green 4

Heart in row 3

Beige 8

Brown 4

Heart in row 5

Blue 3

Red 3 and 4

Instructions

Sewing the Log Cabin

1st Step

Cut 2 inch-wide strips of all materials.

2nd Step

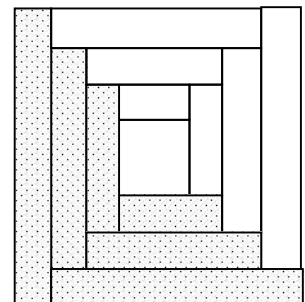
Cut out a 3 ½ X 3 ½ inch square for the centre.

3rd Step

Sew the 12 strips around the square one after the other.

4th Step

If necessary cut the block to the size given.

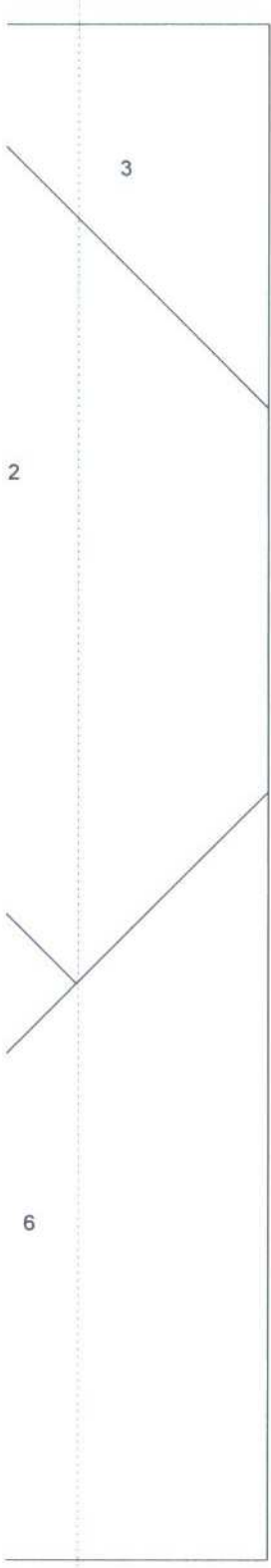
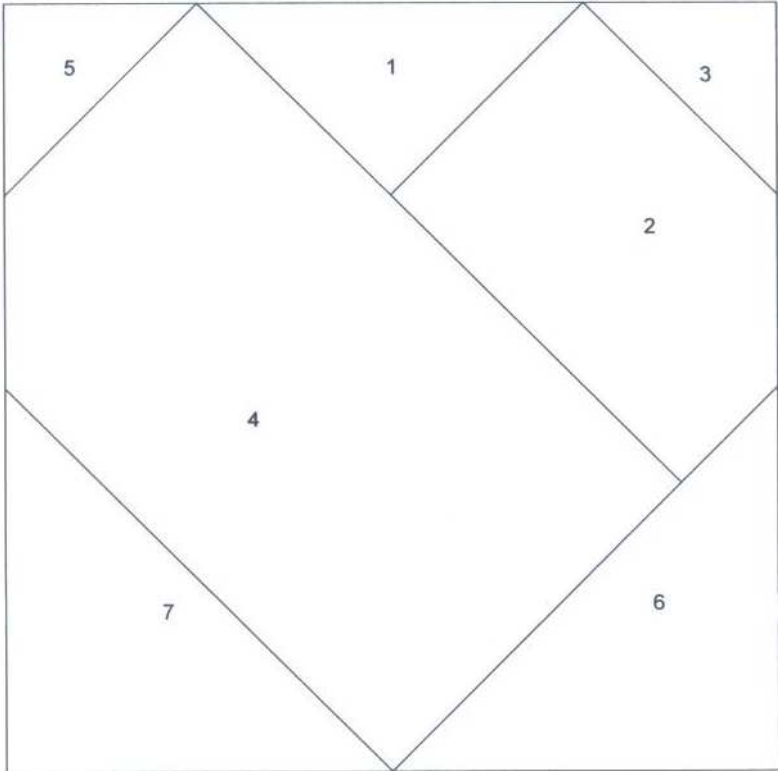


Sewing the 3 hearts

1st Step


Transfer the different sizes of heart pattern onto Tear Easy and finish using the "Sewing by Numbers" method.

Heart 4 x 4 inch



**Heart 8 x 8 Inch
Selection 1**

**Heart 8 x 8 inch
Section 2**



Heart 6 x 6 inch

