

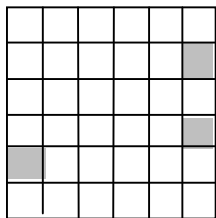
SULKY®

“BLOCK OF THE MONTH”

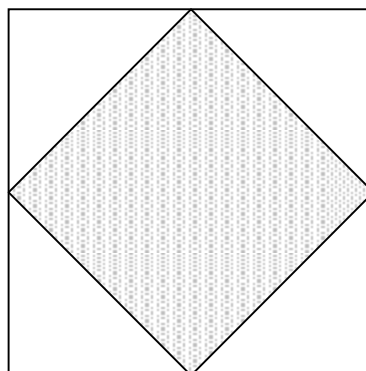
AUGUST 2009



BOM 8
Square in a Square



A5 mit Variante F2, F4



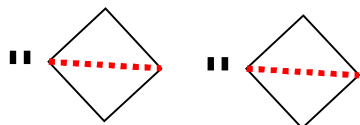
Cut:

Fabric parts	Cutting dimensions	Type of fabric
1 centre square	29 x 29cm	Blue-white
2 squares for the corners	22 x 22cm	White

Sewing:

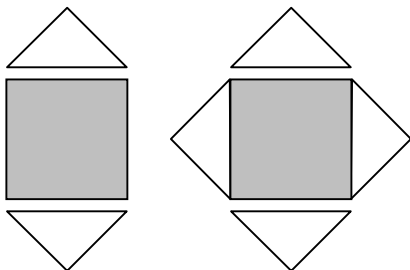
1st Step

Divide the squares (22 x 22cm) in half diagonally to create four white triangles.



2nd Step

Sew the four triangles onto the centre square as shown in the diagram.



Please note:

For versions F2 and F4, first sew a block (29 x 29cm) following the courthouse step pattern.

