


SULKY®

“BLOCK OF THE MONTH”

DECEMBER 2009




BOM 12

Finishing the quilt

The individual blocks are quilted using the "Quilt as you go" technique. Using this technique, the blocks for a quilt are individually quilted and only then joined together with dividing strips.


1st Step

Fleece and backing material are put on the individual blocks and they can then be quilted with **COTTON 30** in white. Trim the fleece and backing material closely.



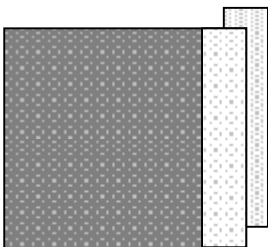
2nd Step: Cut the dividing strips.

You will need 30 strips measuring 3.0 x 40.5cm. The strips between the individual blocks are the same length as the blocks themselves.

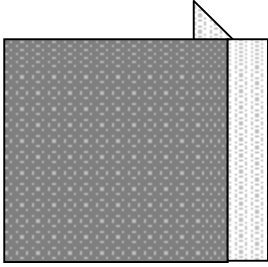


3rd Step: Sew on the dividing strips.

Attach a strip to the outside edge of the block, right to right. Attach a second strip to the reverse side of the block, also right to right.



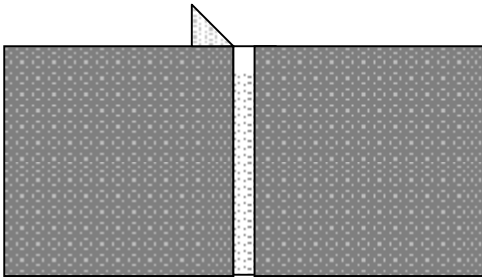
Sew on the strips one sewing machine foot wide (0.75cm) working on the front and the back.



4th Step: Sew on the next block.

Attach the open long edge of the strip, which is sewn onto the front, right to right on the front of the adjacent block and sew at one sewing machine foot width. The finished width is 1.5cm.

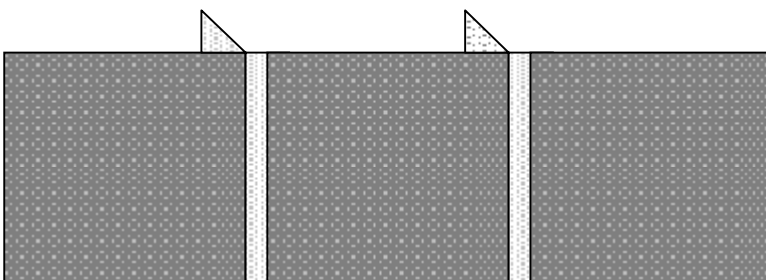
Do not sew the strip on the back, because it will be sewn by hand later.



5th Step: Sew more blocks.

The next block is sewn on as described in the 4th step.


Sew all rows together the same way.



Fold in the open edges on the back to 0.75cm so that they can be hand-sewn on the seam.

6th Step: sew the rows together.

Join the individual rows together with a dividing strip. The length of the strip depends on the length of the blocks that are sewn together. Work as described above.



7th Step

Cut strips 7cm wide and any length from various blue-white fabrics for the **patterned edge**. Sew the strips together until you have gone all the way around the quilt. Add fleece and backing material to the strips, quilt and then sew onto the quilt.

8th Step

For the **edging** cut four strips 6.5 x 265cm, possibly putting individual strips together. Use the strips to edge the quilt all round.